
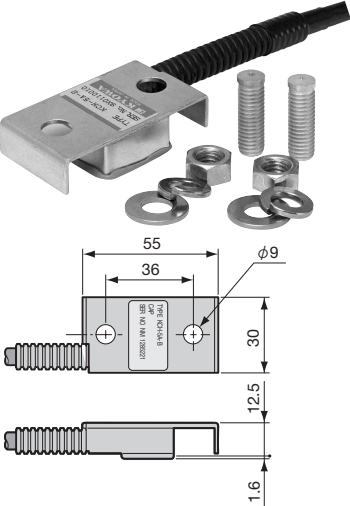
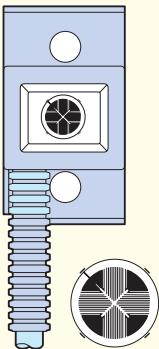
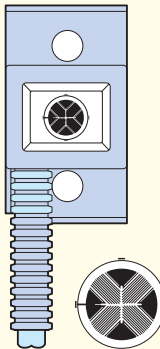
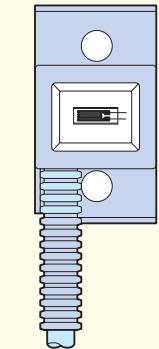
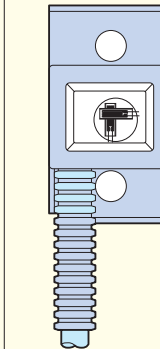
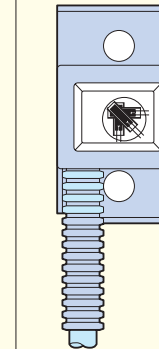












Bending Strain Measuring Gages

Pattern, Gage Resistance, Gage Factor	Model	Dimensions (mm)				Remarks																																										
		Grid		Base																																												
		Length	Width	Length	Width																																											
●KFF Series Foil Strain Gages for Bending Strain Measurement The KFF series foil strain gages have one each sensing element on both the upper and lower sides of the thick plastic base. Thus, if a gage cannot be bonded directly to the inside of the measuring object as in the case of measuring stress due to internal pressure in high-pressure vessels or stress measurement in box structures such as bridge girders, the KFF series gages can be bonded to the surface to obtain strain at the rear.																																																
Uniaxial 350Ω gages Resistance : 350Ω, Gage factor : Approx. 2.1																																																
																																																
Applicable Adhesives and Operating Temperature Range after Curing CC-33A : -50 to 80°C EP-34B : -50 to 80°C EP-18 : -50 to 80°C																																																
<table border="1"> <tbody> <tr> <td>KFF-30-350-C11-11</td> <td></td> <td></td> <td></td> <td></td> <td></td> <td></td> </tr> <tr> <td>KFF-30-350-C11-16</td> <td></td> <td></td> <td>30x7x1</td> <td></td> <td></td> <td>Pieces per pack</td> </tr> <tr> <td>KFF-30-350-C11-23</td> <td></td> <td></td> <td></td> <td></td> <td></td> <td></td> </tr> <tr> <td>KFF-30-350-C12-11</td> <td></td> <td></td> <td></td> <td></td> <td></td> <td></td> </tr> <tr> <td>KFF-30-350-C12-16</td> <td></td> <td></td> <td>30x7x2</td> <td></td> <td></td> <td>Pieces per pack</td> </tr> <tr> <td>KFF-30-350-C12-23</td> <td></td> <td></td> <td></td> <td></td> <td></td> <td></td> </tr> </tbody> </table>							KFF-30-350-C11-11							KFF-30-350-C11-16			30x7x1			Pieces per pack	KFF-30-350-C11-23							KFF-30-350-C12-11							KFF-30-350-C12-16			30x7x2			Pieces per pack	KFF-30-350-C12-23						
KFF-30-350-C11-11																																																
KFF-30-350-C11-16			30x7x1			Pieces per pack																																										
KFF-30-350-C11-23																																																
KFF-30-350-C12-11																																																
KFF-30-350-C12-16			30x7x2			Pieces per pack																																										
KFF-30-350-C12-23																																																

Gages with Protector

●KCH Series Foil Strain Gages with Protector The unique design simplifies gage bonding, wiring and moisture-proofing work in the field. In addition, the metal case protects the strain gage and significantly improves reliability compared with conventional gages. Using stud bolts and adhesive, the gages can be mounted to the bottom and side plate of tank for strain measurement, to a hopper or tank for weight measurement, to the shaft of a truck for tare weight measurement or in any similar applications where the gages need to be protected against moisture, water or small stones. (Patented)																																																
Applicable Adhesives and Operating Temperature Range after Curing EP-34B : -40 to 100°C CC-33A : -40 to 100°C																																																
																																																
●Relay Cables (for KCH-5A-BJ/SJ) (Option)																																																
<table border="1"> <thead> <tr> <th>Model</th> <th>TN-29</th> <th>TN-30</th> <th>TN-31</th> <th>TN-32</th> <th>TN-33</th> </tr> </thead> <tbody> <tr> <td>Cable length</td> <td>2m</td> <td>3m</td> <td>7m</td> <td>10m</td> <td>12m</td> </tr> <tr> <td>Cable cover length</td> <td>1.5m</td> <td>2.5m</td> <td>6.5m</td> <td>9.5m</td> <td>11.5m</td> </tr> <tr> <td>Remarks</td> <td colspan="5">With waterproof connector jack (R04-J6-F6.8); the other end is bared.</td> </tr> </tbody> </table>							Model	TN-29	TN-30	TN-31	TN-32	TN-33	Cable length	2m	3m	7m	10m	12m	Cable cover length	1.5m	2.5m	6.5m	9.5m	11.5m	Remarks	With waterproof connector jack (R04-J6-F6.8); the other end is bared.																						
Model	TN-29	TN-30	TN-31	TN-32	TN-33																																											
Cable length	2m	3m	7m	10m	12m																																											
Cable cover length	1.5m	2.5m	6.5m	9.5m	11.5m																																											
Remarks	With waterproof connector jack (R04-J6-F6.8); the other end is bared.																																															
<table border="1"> <thead> <tr> <th>Model</th> <th>KCH-5A-B,KCH-5A-BJ</th> <th>KCH-5A-S,KCH-5A-SJ</th> <th>KCH-5A-1</th> <th>KCH-5A-2</th> <th>KCH-5A-3</th> </tr> </thead> <tbody> <tr> <td>Type</td> <td>Bridge (for bending)</td> <td>Bridge (for shearing)</td> <td>Uniaxial</td> <td>Bi-axial, 0/90 stacked rosette</td> <td>Tri-axial, 0/90/45 stacked rosette</td> </tr> <tr> <td>Gage Length</td> <td>2mm</td> <td>2mm</td> <td>5mm</td> <td>5mm</td> <td>5mm</td> </tr> <tr> <td>Resistance</td> <td>350Ω</td> <td>350Ω</td> <td>350Ω</td> <td>350Ω</td> <td>350Ω</td> </tr> <tr> <td>Gage Pattern</td> <td></td> <td></td> <td></td> <td></td> <td></td> </tr> <tr> <td>System</td> <td>4-gage system</td> <td>4-gage system</td> <td>3-wire system</td> <td>3-wire system</td> <td>2-wire system</td> </tr> <tr> <td>Cable</td> <td colspan="2">KCH-5A-B and S come with special flexible vinyl-shielded 4-conductor (0.3 mm²) cable, 6.8-mm diameter by 10-m long, and bared at the tip; KCH-5A-BJ and SJ, with flexible vinyl-shielded 4-conductor (0.3 mm²) cable, 2 m long (cable cover 1.75 m long) by 6.3 mm diameter (that of cable cover 10.2 mm) and terminated with waterproof connector plug (R04-P6-M6.8). Relay cables TN-29 to 33 are separately sold.</td> <td>Comes with special flexible vinyl-shielded 4-conductor (0.3 mm²) cable, 6.8 mm diameter by 10 m long, and bared at the tip.</td> <td colspan="2">Come with special flexible vinyl-shielded 6-conductor (0.3 mm²) cable, 6.8 mm diameter by 10 m long and bared at the tip.</td> </tr> </tbody> </table>							Model	KCH-5A-B,KCH-5A-BJ	KCH-5A-S,KCH-5A-SJ	KCH-5A-1	KCH-5A-2	KCH-5A-3	Type	Bridge (for bending)	Bridge (for shearing)	Uniaxial	Bi-axial, 0/90 stacked rosette	Tri-axial, 0/90/45 stacked rosette	Gage Length	2mm	2mm	5mm	5mm	5mm	Resistance	350Ω	350Ω	350Ω	350Ω	350Ω	Gage Pattern						System	4-gage system	4-gage system	3-wire system	3-wire system	2-wire system	Cable	KCH-5A-B and S come with special flexible vinyl-shielded 4-conductor (0.3 mm ²) cable, 6.8-mm diameter by 10-m long, and bared at the tip; KCH-5A-BJ and SJ, with flexible vinyl-shielded 4-conductor (0.3 mm ²) cable, 2 m long (cable cover 1.75 m long) by 6.3 mm diameter (that of cable cover 10.2 mm) and terminated with waterproof connector plug (R04-P6-M6.8). Relay cables TN-29 to 33 are separately sold.		Comes with special flexible vinyl-shielded 4-conductor (0.3 mm ²) cable, 6.8 mm diameter by 10 m long, and bared at the tip.	Come with special flexible vinyl-shielded 6-conductor (0.3 mm ²) cable, 6.8 mm diameter by 10 m long and bared at the tip.	
Model	KCH-5A-B,KCH-5A-BJ	KCH-5A-S,KCH-5A-SJ	KCH-5A-1	KCH-5A-2	KCH-5A-3																																											
Type	Bridge (for bending)	Bridge (for shearing)	Uniaxial	Bi-axial, 0/90 stacked rosette	Tri-axial, 0/90/45 stacked rosette																																											
Gage Length	2mm	2mm	5mm	5mm	5mm																																											
Resistance	350Ω	350Ω	350Ω	350Ω	350Ω																																											
Gage Pattern																																																
System	4-gage system	4-gage system	3-wire system	3-wire system	2-wire system																																											
Cable	KCH-5A-B and S come with special flexible vinyl-shielded 4-conductor (0.3 mm ²) cable, 6.8-mm diameter by 10-m long, and bared at the tip; KCH-5A-BJ and SJ, with flexible vinyl-shielded 4-conductor (0.3 mm ²) cable, 2 m long (cable cover 1.75 m long) by 6.3 mm diameter (that of cable cover 10.2 mm) and terminated with waterproof connector plug (R04-P6-M6.8). Relay cables TN-29 to 33 are separately sold.		Comes with special flexible vinyl-shielded 4-conductor (0.3 mm ²) cable, 6.8 mm diameter by 10 m long, and bared at the tip.	Come with special flexible vinyl-shielded 6-conductor (0.3 mm ²) cable, 6.8 mm diameter by 10 m long and bared at the tip.																																												